

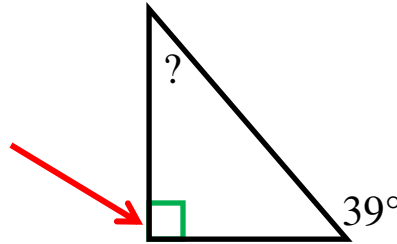
Name: \_\_\_\_\_

Date: \_\_\_\_\_

# Finding the Missing Angle of a Triangle

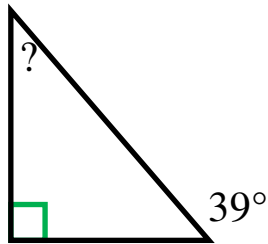
Step 1: Add what you know!

This means it's a right angle. Right angles always measure  $90^\circ$ !



$$\begin{array}{r} 90 \\ +39 \\ \hline 129 \end{array}$$

Step 2: Subtract from  $180^\circ$ .



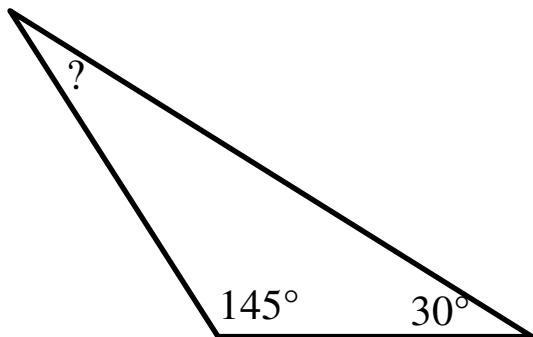
$$\begin{array}{r} 180 \\ -129 \\ \hline \end{array}$$

Remember, the sum of all the angles in a triangle add up to  $180^\circ$ .

$51^\circ$  is your missing angle!

---

Let's Review!



$$\begin{array}{r} 145 \\ + 30 \\ \hline 175 \end{array}$$

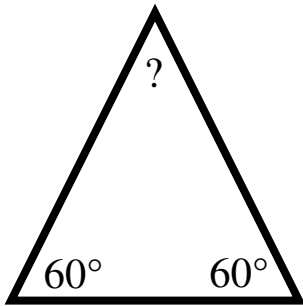
1.) Add what you know

$$\begin{array}{r} 180 \\ -175 \\ \hline \end{array}$$

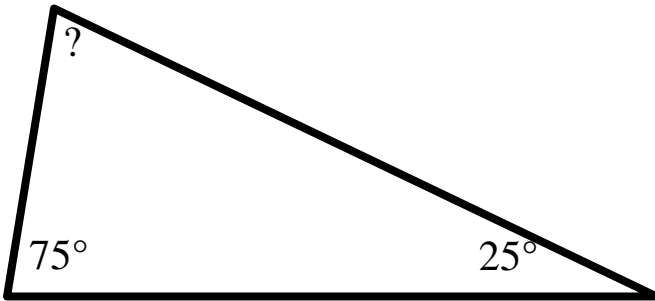
2.) Subtract from  $180^\circ$

$5^\circ$  is your missing angle!

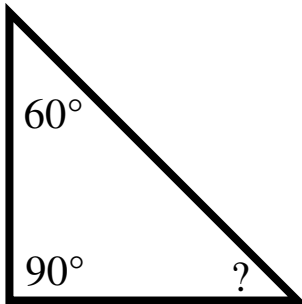
Find the missing angles.



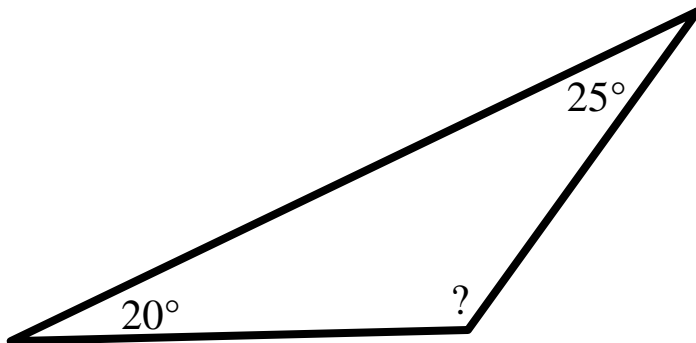
Missing Angle=\_\_\_\_\_



Missing Angle=\_\_\_\_\_



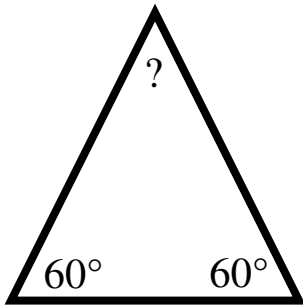
Missing Angle=\_\_\_\_\_



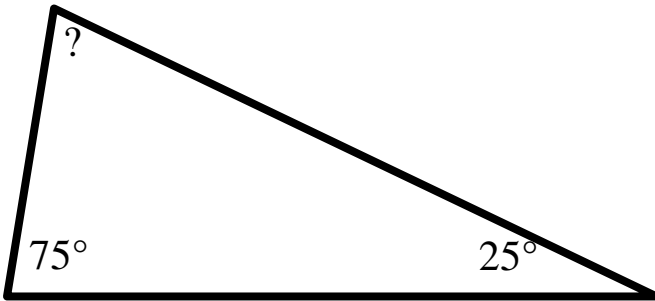
Missing Angle=\_\_\_\_\_

NOTE\*\*Triangles may not be drawn to scale.

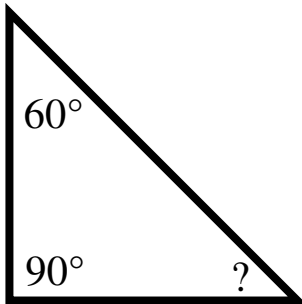
Find the missing angles.



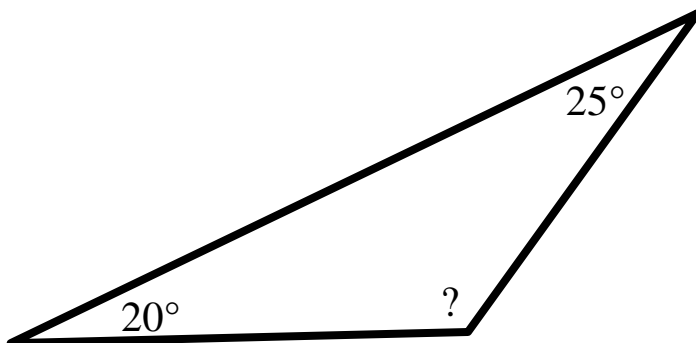
Missing Angle=  $60^\circ$



Missing Angle=  $80^\circ$



Missing Angle=  $30^\circ$



Missing Angle=  $135^\circ$

NOTE\*\*Triangles may not be drawn to scale.